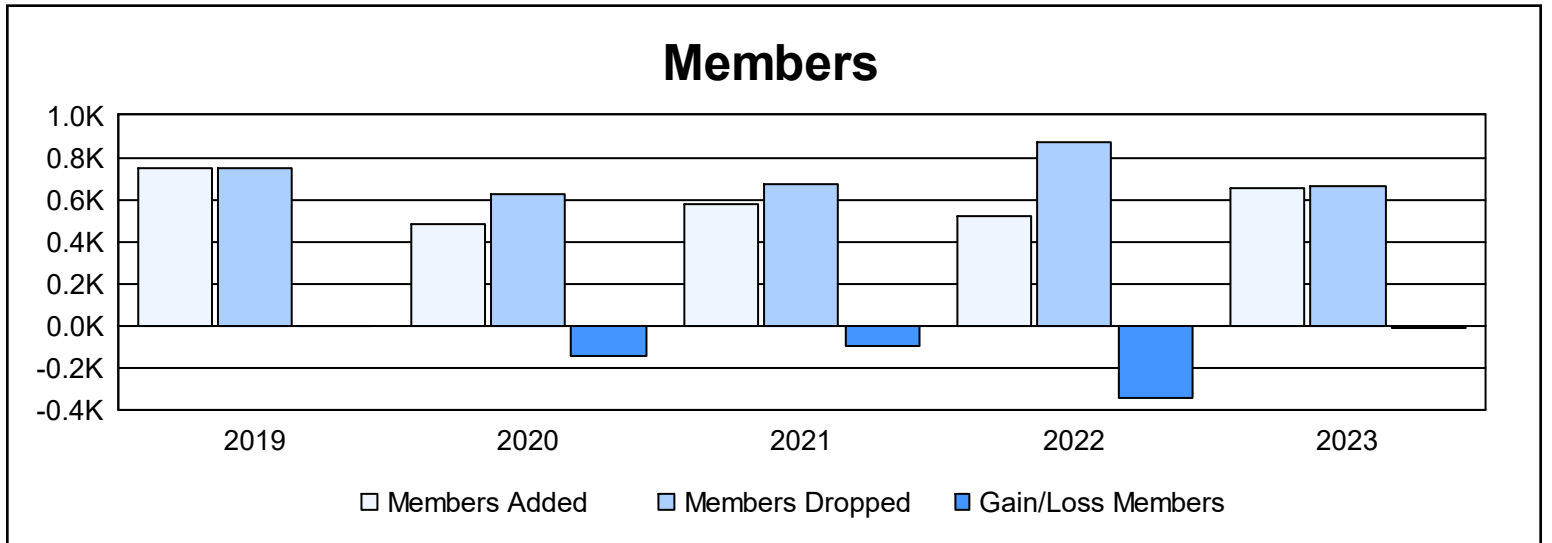
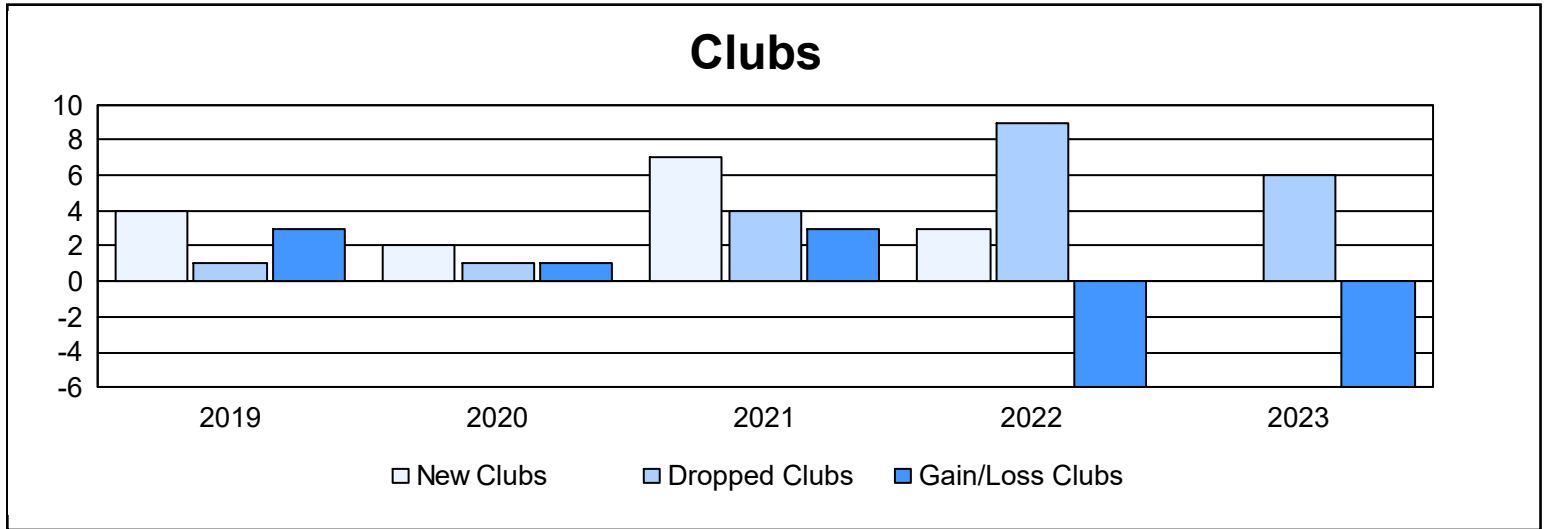


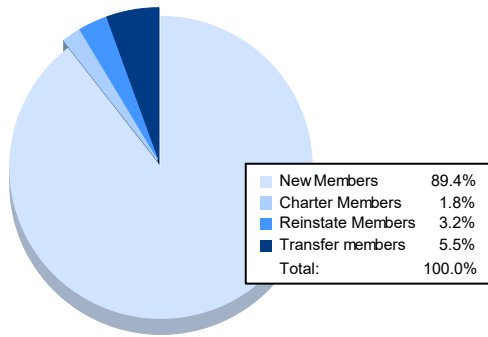
Multiple District N

As of June 2023 Cumulative

Year	New Clubs	Dropped Clubs	Gain/Loss Clubs	New Members	Charter Members	Reinstate Members	Transfer Members	Total Member Added	Total Members Dropped	Gain/Loss Members
2018-2019	4	1	3	551	141	25	32	749	752	-3
2019-2020	2	1	1	378	53	19	28	478	622	-144
2020-2021	7	4	3	375	172	13	18	578	673	-95
2021-2022	3	9	-6	380	80	29	34	523	870	-347
2022-2023	0	6	-6	584	12	21	36	653	666	-13
Average	3	4	-1	454	92	21	30	596	717	-120



Membership Composition June 2023 Cumulative



Gender Composition June 2023 Cumulative

